OSTATNÉ DOŠTIČKY

ADKT 15 670

ADKX 15 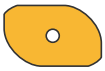 670

APMT 16 671

CNM 672

ODMT 05 672

OFKR 07 673

RDET 673

RDEX 674

RDHX 20 674

RPET 12 675

RPEW 12 675

RPEX 676

SEEN  676

SEER  677

SEET 12 678

SEET 12-FA 678

SEET 12-PM 679

SEEW 12 679

SFCN 680

SNHF 680

SNHN 681

SNKX 681

SNUN 682

SPGN 682

SPGN 25 DZ 683

SPKN 683

SPKR 684

SPKX 685

SPUN 685

TNJF 686

TPCN 16 687

TPKN 687

TPKR 688

TPUN 689

VCGT 22-FA 690

XDHW

690

ADKT 15

PRAMET

	W1 (mm)	D1 (mm)	L (mm)	S (mm)
1505	9.525	4.40	15.55	5.60

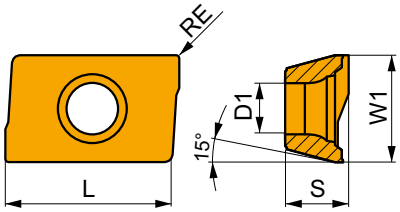

Vhodnosť a štartovacie hodnoty pre reznú rýchlosť (vc), posuv (f) a hĺbku rezu (ap). Ďalšie možnosti výpočtov rezných parametrov nájdete v našej aplikácii Machining Calculator.

Produkt		RE (mm)	P vc (m/min)	P f (mm/tooth)	P ap (mm)	M vc (m/min)	M f (mm/tooth)	M ap (mm)	K vc (m/min)	K f (mm/tooth)	K ap (mm)	N vc (m/min)	N f (mm/tooth)	N ap (mm)	S vc (m/min)	S f (mm/tooth)	S ap (mm)	H vc (m/min)	H f (mm/tooth)	H ap (mm)
	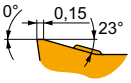		1 U S M geometria s veľmi pozitívnym prevedením pre stredné obrábanie.																	
ADKT 1505PDER-M	**M8330**	0.8	235	0.20	5.0	140	0.18	5.0	220	0.20	5.0	–	–	–	55	0.16	4.0	–	–	–
	M8340	0.8	210	0.20	5.0	125	0.18	5.0	195	0.20	5.0	–	–	–	50	0.16	4.0	–	–	–
	M9325	0.8	290	0.20	5.0	–	–	–	275	0.20	5.0	–	–	–	–	–	–	–	–	–

ADKX 15

PRAMET

	W1 (mm)	L (mm)	S (mm)
15T3	9.525	12.60	3.97

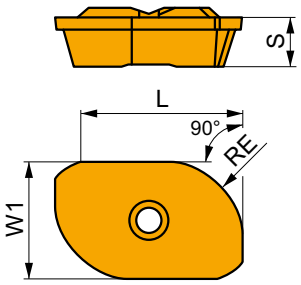

Vhodnosť a štartovacie hodnoty pre reznú rýchlosť (vc), posuv (f) a hĺbku rezu (ap). Ďalšie možnosti výpočtov rezných parametrov nájdete v našej aplikácii Machining Calculator.

Produkt		RE (mm)	P vc (m/min)	P f (mm/tooth)	P ap (mm)	M vc (m/min)	M f (mm/tooth)	M ap (mm)	K vc (m/min)	K f (mm/tooth)	K ap (mm)	N vc (m/min)	N f (mm/tooth)	N ap (mm)	S vc (m/min)	S f (mm/tooth)	S ap (mm)	H vc (m/min)	H f (mm/tooth)	H ap (mm)
	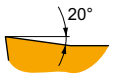		E F geometria s veľmi ostrým pozitívnym prevedením pre ľahké až stredné obrábanie.																	
ADKX 15T308ER-F	**M8330**	0.8	245	0.10	10.0	145	0.09	10.0	–	–	–	–	–	–	60	0.07	8.0	–	–	–
	M8345	0.8	170	0.10	10.0	100	0.09	10.0	–	–	–	–	–	–	40	0.07	8.0	–	–	–
ADKX 15T330ER-F	**M8330**	3.0	280	0.10	10.0	165	0.09	10.0	–	–	–	–	–	–	70	0.07	8.0	–	–	–
	M8345	3.0	200	0.10	10.0	120	0.09	10.0	–	–	–	–	–	–	50	0.07	8.0	–	–	–
ADKX 15T340ER-F	**M8330**	4.0	280	0.10	10.0	165	0.09	10.0	–	–	–	–	–	–	70	0.07	8.0	–	–	–
	M8345	4.0	200	0.10	10.0	120	0.09	10.0	–	–	–	–	–	–	50	0.07	8.0	–	–	–
ADKX 15T360ER-F	**M8330**	6.0	280	0.10	10.0	165	0.09	10.0	–	–	–	–	–	–	70	0.07	8.0	–	–	–

APMT 16

	W1 (mm)	D1 (mm)	L (mm)	S (mm)
1604	9.600	4.50	17.00	4.76

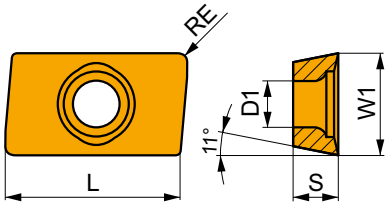

Vhodnosť a štartovacie hodnoty pre reznú rýchlosť (vc), posuv (f) a hĺbku rezu (ap). Ďalšie možnosti výpočtov rezných parametrov nájdete v našej aplikácii Machining Calculator.

Produkt		RE (mm)	P vc (m/min)	P f (mm/tooth)	P ap (mm)	M vc (m/min)	M f (mm/tooth)	M ap (mm)	K vc (m/min)	K f (mm/tooth)	K ap (mm)	N vc (m/min)	N f (mm/tooth)	N ap (mm)	S vc (m/min)	S f (mm/tooth)	S ap (mm)	H vc (m/min)	H f (mm/tooth)	H ap (mm)
F geometria s pozitívnym prevedením pre ľahké obrábanie.																				
APMT 1604PDER-F	**M8330**	–	290	0.15	2.0	170	0.14	2.0	275	0.15	2.0	–	–	–	70	0.11	1.6	–	–	–
FM geometria s pozitívnym prevedením pre ľahké až stredné obrábanie.																				
APMT 1604PDER-FM	**M8330**	–	285	0.16	2.0	170	0.14	2.0	270	0.16	2.0	–	–	–	70	0.13	1.6	–	–	–
	M8345	–	205	0.16	2.0	120	0.14	2.0	–	–	–	–	–	–	50	0.13	1.6	–	–	–
ER-R geometria s pozitívnym prevedením pre hrubovacie obrábanie.																				
APMT 1604PDER-R	**M8330**	–	255	0.16	5.0	–	–	–	240	0.16	5.0	–	–	–	–	–	–	–	–	–
	M8345	–	185	0.16	5.0	–	–	–	–	–	–	–	–	–	–	–	–	–	–	–
SR-R geometria s pozitívnym prevedením pre hrubovacie obrábanie.																				
APMT 1604PDSR-R	**M8330**	–	255	0.18	5.0	–	–	–	240	0.18	5.0	–	–	–	–	–	–	–	–	–
	M8345	–	180	0.18	5.0	–	–	–	–	–	–	–	–	–	–	–	–	–	–	–

CNM

PRAMET

	D1 (mm)	L (mm)	S (mm)
63	5.50	15.00	8.00

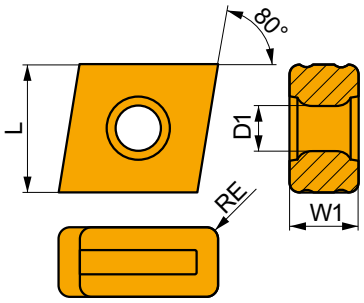

Vhodnosť a štartovacie hodnoty pre reznú rýchlosť (vc), posuv (f) a hĺbku rezu (ap). Ďalšie možnosti výpočtov rezných parametrov nájdete v našej aplikácii Machining Calculator.

Produkt		RE (mm)	P vc (m/min)	P f (mm/tooth)	P ap (mm)	M vc (m/min)	M f (mm/tooth)	M ap (mm)	K vc (m/min)	K f (mm/tooth)	K ap (mm)	N vc (m/min)	N f (mm/tooth)	N ap (mm)	S vc (m/min)	S f (mm/tooth)	S ap (mm)	H vc (m/min)	H f (mm/tooth)	H ap (mm)
	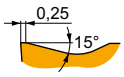		U T Univerzálna geometria.																	
CNM 563	M8330	1.2	185	0.30	10.0	–	–	–	175	0.30	10.0	–	–	–	–	–	–	–	–	–
	M8340	1.2	220	0.30	10.0	–	–	–	205	0.30	10.0	–	–	–	–	–	–	–	–	–

ODMT 05

PRAMET

	IC (mm)	D1 (mm)	S (mm)
0504	12.700	4.40	4.76

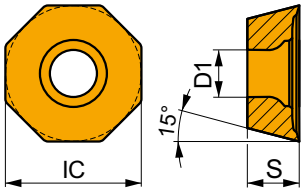

Vhodnosť a štartovacie hodnoty pre reznú rýchlosť (vc), posuv (f) a hĺbku rezu (ap). Ďalšie možnosti výpočtov rezných parametrov nájdete v našej aplikácii Machining Calculator.

Produkt		RE (mm)	P vc (m/min)	P f (mm/tooth)	P ap (mm)	M vc (m/min)	M f (mm/tooth)	M ap (mm)	K vc (m/min)	K f (mm/tooth)	K ap (mm)	N vc (m/min)	N f (mm/tooth)	N ap (mm)	S vc (m/min)	S f (mm/tooth)	S ap (mm)	H vc (m/min)	H f (mm/tooth)	H ap (mm)
	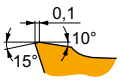		1 S Mierne pozitívna geometria pre stredné obrábanie.																	
ODMT 0504ZZN	M8340	–	195	0.25	1.5	–	–	–	185	0.25	1.5	–	–	–	–	–	–	–	–	–

OFKR 07

PRAMET

	IC (mm)	D1 (mm)	S (mm)
0704	17.845	2.65	4.56

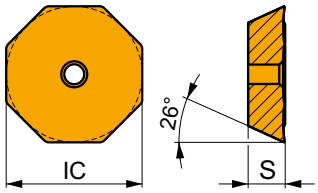

Vhodnosť a štartovacie hodnoty pre reznú rýchlosť (vc), posuv (f) a hĺbku rezu (ap). Ďalšie možnosti výpočtov rezných parametrov nájdete v našej aplikácii Machining Calculator.

Produkt		RE (mm)	P vc (m/min)	P f (mm/tooth)	P ap (mm)	M vc (m/min)	M f (mm/tooth)	M ap (mm)	K vc (m/min)	K f (mm/tooth)	K ap (mm)	N vc (m/min)	N f (mm/tooth)	N ap (mm)	S vc (m/min)	S f (mm/tooth)	S ap (mm)	H vc (m/min)	H f (mm/tooth)	H ap (mm)
OFKR 0704SN-M	M8330	–	235	0.25	1.5	140	0.23	1.5	220	0.25	1.5	–	–	–	–	–	–	–	–	–
	M8340	–	215	0.25	1.5	125	0.23	1.5	200	0.25	1.5	–	–	–	–	–	–	–	–	–



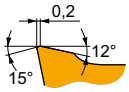

M geometria s pozitívnym prevedením pre ľahké až stredné obrábanie.

RDET

PRAMET

	INSD (mm)	D1 (mm)	S (mm)
0802	8.0	3.40	2.38
1003	10.0	4.40	3.18
12T3	12.0	4.40	3.97

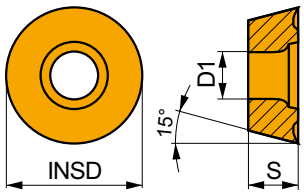

Vhodnosť a štartovacie hodnoty pre reznú rýchlosť (vc), posuv (f) a hĺbku rezu (ap). Ďalšie možnosti výpočtov rezných parametrov nájdete v našej aplikácii Machining Calculator.

Produkt		RE (mm)	P vc (m/min)	P f (mm/tooth)	P ap (mm)	M vc (m/min)	M f (mm/tooth)	M ap (mm)	K vc (m/min)	K f (mm/tooth)	K ap (mm)	N vc (m/min)	N f (mm/tooth)	N ap (mm)	S vc (m/min)	S f (mm/tooth)	S ap (mm)	H vc (m/min)	H f (mm/tooth)	H ap (mm)
RDET 0802MOSN	M8340	–	335	0.15	0.5	200	0.14	0.5	315	0.15	0.5	–	–	–	80	0.12	0.4	–	–	–
RDET 1003MOSN	M8340	–	310	0.15	1.0	185	0.14	1.0	290	0.15	1.0	–	–	–	75	0.12	0.8	–	–	–
RDET 12T3MOSN	M8340	–	280	0.20	1.5	165	0.18	1.5	265	0.20	1.5	–	–	–	70	0.14	1.2	–	–	–

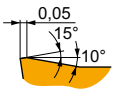

Pozitívne prevedenie pre dokončovacie obrábanie.

RDEX

PRAMET

	INSD (mm)	D1 (mm)	S (mm)
1204	12.0	4.40	4.76
1604	16.0	5.50	4.76

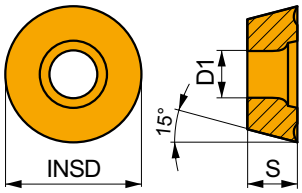

Vhodnosť a štartovacie hodnoty pre reznú rýchlosť (vc), posuv (f) a hĺbku rezu (ap). Ďalšie možnosti výpočtov rezných parametrov nájdete v našej aplikácii Machining Calculator.

Produkt		RE (mm)	P vc (m/min)	P f (mm/tooth)	P ap (mm)	M vc (m/min)	M f (mm/tooth)	M ap (mm)	K vc (m/min)	K f (mm/tooth)	K ap (mm)	N vc (m/min)	N f (mm/tooth)	N ap (mm)	S vc (m/min)	S f (mm/tooth)	S ap (mm)	H vc (m/min)	H f (mm/tooth)	H ap (mm)
	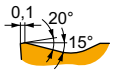		HFC S																	
			Pozitívne prevedenie pre dokončovacie obrábanie.																	
RDEX 1204MOSN-12	M8340	–	205	0.30	1.5	120	0.27	1.5	190	0.30	1.5	–	–	–	50	0.21	1.2	–	–	–
RDEX 1604MOSN-12	M8340	–	195	0.30	2.0	115	0.27	2.0	185	0.30	2.0	–	–	–	45	0.24	1.6	–	–	–

RDHX 20

PRAMET

	INSD (mm)	D1 (mm)	S (mm)
2006	20.0	5.20	6.35

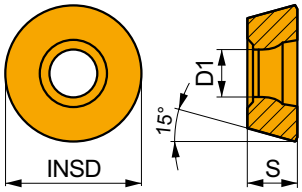

Vhodnosť a štartovacie hodnoty pre reznú rýchlosť (vc), posuv (f) a hĺbku rezu (ap). Ďalšie možnosti výpočtov rezných parametrov nájdete v našej aplikácii Machining Calculator.

Produkt		RE (mm)	P vc (m/min)	P f (mm/tooth)	P ap (mm)	M vc (m/min)	M f (mm/tooth)	M ap (mm)	K vc (m/min)	K f (mm/tooth)	K ap (mm)	N vc (m/min)	N f (mm/tooth)	N ap (mm)	S vc (m/min)	S f (mm/tooth)	S ap (mm)	H vc (m/min)	H f (mm/tooth)	H ap (mm)
	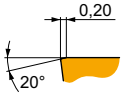		HFC T																	
			Geometria s neutrálnym uhlom čela pre dokončovacie obrábanie.																	
RDHX 2006MOT	M8310	–	240	0.35	3.0	–	–	–	225	0.35	3.0	–	–	–	–	–	–	45	0.15	1.0
	M8325	–	180	0.35	3.0	–	–	–	–	–	–	–	–	–	–	–	–	–	–	–

RPET 12

PRAMET

	INSD (mm)	D1 (mm)	S (mm)
1204	12.0	4.40	4.76

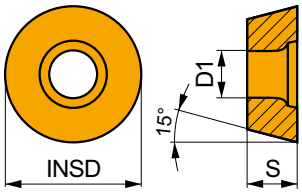

Vhodnosť a štartovacie hodnoty pre reznú rýchlosť (vc), posuv (f) a hĺbku rezu (ap). Ďalšie možnosti výpočtov rezných parametrov nájdete v našej aplikácii Machining Calculator.

Produkt		RE (mm)	P vc (m/min)	P f (mm/tooth)	P ap (mm)	M vc (m/min)	M f (mm/tooth)	M ap (mm)	K vc (m/min)	K f (mm/tooth)	K ap (mm)	N vc (m/min)	N f (mm/tooth)	N ap (mm)	S vc (m/min)	S f (mm/tooth)	S ap (mm)	H vc (m/min)	H f (mm/tooth)	H ap (mm)
RPET 1204M0SN	8215	–	325	0.20	1.5	195	0.18	1.5	305	0.20	1.5	–	–	–	80	0.14	1.2	–	–	–
	M8330	–	320	0.20	1.5	190	0.18	1.5	300	0.20	1.5	–	–	–	80	0.14	1.2	–	–	–
	M8340	–	295	0.20	1.5	175	0.18	1.5	280	0.20	1.5	–	–	–	70	0.14	1.2	–	–	–

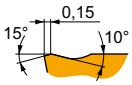

HFC S

Pozitívne prevedenie pre dokončovacie obrábanie.

RPEW 12

PRAMET

	INSD (mm)	D1 (mm)	S (mm)
1204	12.0	4.40	4.76

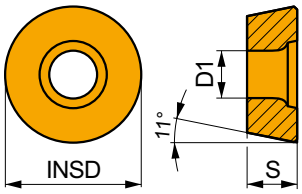

Vhodnosť a štartovacie hodnoty pre reznú rýchlosť (vc), posuv (f) a hĺbku rezu (ap). Ďalšie možnosti výpočtov rezných parametrov nájdete v našej aplikácii Machining Calculator.

Produkt		RE (mm)	P vc (m/min)	P f (mm/tooth)	P ap (mm)	M vc (m/min)	M f (mm/tooth)	M ap (mm)	K vc (m/min)	K f (mm/tooth)	K ap (mm)	N vc (m/min)	N f (mm/tooth)	N ap (mm)	S vc (m/min)	S f (mm/tooth)	S ap (mm)	H vc (m/min)	H f (mm/tooth)	H ap (mm)
RPEW 1204M0SN	M8330	–	285	0.20	1.5	–	–	–	270	0.20	1.5	–	–	–	–	–	–	55	0.15	1.0
	M8340	–	265	0.20	1.5	–	–	–	250	0.20	1.5	–	–	–	–	–	–	–	–	–

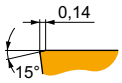

HFC S

Geometria s neutrálnym uhlom čela pre dokončovacie obrábanie.

RPEX

PRAMET

	INSD (mm)	D1 (mm)	S (mm)
1204	12.0	4.40	4.76

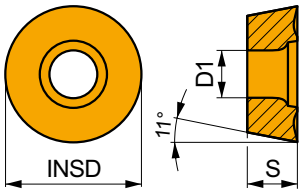

Vhodnosť a štartovacie hodnoty pre reznú rýchlosť (vc), posuv (f) a hĺbku rezu (ap). Ďalšie možnosti výpočtov rezných parametrov nájdete v našej aplikácii Machining Calculator.

Produkt		RE (mm)	P vc (m/min)	P f (mm/tooth)	P ap (mm)	M vc (m/min)	M f (mm/tooth)	M ap (mm)	K vc (m/min)	K f (mm/tooth)	K ap (mm)	N vc (m/min)	N f (mm/tooth)	N ap (mm)	S vc (m/min)	S f (mm/tooth)	S ap (mm)	H vc (m/min)	H f (mm/tooth)	H ap (mm)
	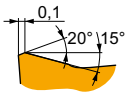		HFC S Pozitívne prevedenie pre dokončovacie obrábanie.																	
RPEX 1204MOSN-12	M8330	–	235	0.30	1.5	140	0.27	1.5	220	0.30	1.5	–	–	–	55	0.21	1.2	–	–	–
	M8340	–	215	0.30	1.5	125	0.27	1.5	200	0.30	1.5	–	–	–	50	0.21	1.2	–	–	–

SEEN

PRAMET

	IC (mm)	M (mm)	S (mm)
1203	12.700	2	3.18
1504	15.875	2	4.76

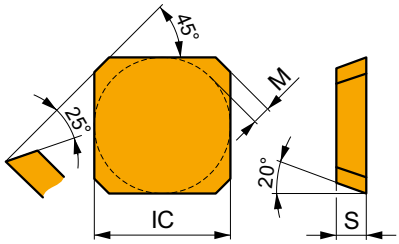

Vhodnosť a štartovacie hodnoty pre reznú rýchlosť (vc), posuv (f) a hĺbku rezu (ap). Ďalšie možnosti výpočtov rezných parametrov nájdete v našej aplikácii Machining Calculator.

Produkt		RE (mm)	P vc (m/min)	P f (mm/tooth)	P ap (mm)	M vc (m/min)	M f (mm/tooth)	M ap (mm)	K vc (m/min)	K f (mm/tooth)	K ap (mm)	N vc (m/min)	N f (mm/tooth)	N ap (mm)	S vc (m/min)	S f (mm/tooth)	S ap (mm)	H vc (m/min)	H f (mm/tooth)	H ap (mm)
			U F AFEN prevedenie reznej hrany, geometria s neutrálnym uhlom čela pre ľahké až stredné obrábanie.																	
SEEN 1203AFFN	M8330	–	270	0.15	2.0	160	0.14	2.0	255	0.15	2.0	–	–	–	–	–	–	–	–	–
	M8340	–	245	0.15	2.0	145	0.14	2.0	230	0.15	2.0	–	–	–	–	–	–	–	–	–
	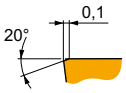		U S AFSN prevedenie reznej hrany, geometria s neutrálnym uhlom čela pre stredné až ťažké obrábanie.																	
SEEN 1203AFSN	8215	–	255	0.20	2.0	–	–	–	240	0.20	2.0	–	–	–	–	–	–	50	0.15	1.0
	M8330	–	255	0.20	2.0	–	–	–	240	0.20	2.0	–	–	–	–	–	–	50	0.15	1.0
	M8340	–	230	0.20	2.0	–	–	–	215	0.20	2.0	–	–	–	–	–	–	–	–	–
	M9315	–	340	0.20	2.0	–	–	–	320	0.20	2.0	–	–	–	–	–	–	65	0.15	1.0
	M9325	–	315	0.20	2.0	–	–	–	295	0.20	2.0	–	–	–	–	–	–	60	0.15	1.0
	M9340	–	285	0.20	2.0	–	–	–	–	–	–	–	–	–	–	–	–	–	–	–

Vhodnosť a štartovacie hodnoty pre reznú rýchlosť (vc), posuv (f) a hĺbku rezu (ap). Ďalšie možnosti výpočtov rezných parametrov nájdete v našej aplikácii Machining Calculator.

Produkt		RE (mm)	P vc (m/min)	P f (mm/tooth)	P ap (mm)	M vc (m/min)	M f (mm/tooth)	M ap (mm)	K vc (m/min)	K f (mm/tooth)	K ap (mm)	N vc (m/min)	N f (mm/tooth)	N ap (mm)	S vc (m/min)	S f (mm/tooth)	S ap (mm)	H vc (m/min)	H f (mm/tooth)	H ap (mm)
	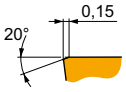																			
			AFSN prevedenie reznej hrany, geometria s neutrálnym uhlom čela pre stredné až ťažké obrábanie.																	
SEEN 1504AFSN	**M8330**	–	240	0.20	3.0	–	–	–	225	0.20	3.0	–	–	–	–	–	–	45	0.15	1.0
	M8340	–	225	0.20	3.0	–	–	–	210	0.20	3.0	–	–	–	–	–	–	–	–	–
	M9315	–	320	0.20	3.0	–	–	–	300	0.20	3.0	–	–	–	–	–	–	60	0.15	1.0
	M9325	–	300	0.20	3.0	–	–	–	285	0.20	3.0	–	–	–	–	–	–	60	0.15	1.0

SEER

PRAMET

	IC (mm)	M (mm)	S (mm)
1203	12.700	2	3.18
1204	12.700	2	4.76
1504	15.875	2	4.76

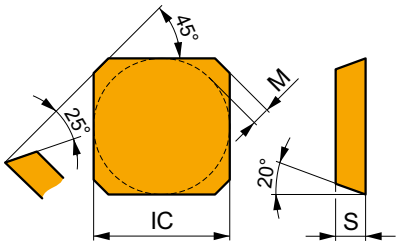

Vhodnosť a štartovacie hodnoty pre reznú rýchlosť (vc), posuv (f) a hĺbku rezu (ap). Ďalšie možnosti výpočtov rezných parametrov nájdete v našej aplikácii Machining Calculator.

Produkt		RE (mm)	P vc (m/min)	P f (mm/tooth)	P ap (mm)	M vc (m/min)	M f (mm/tooth)	M ap (mm)	K vc (m/min)	K f (mm/tooth)	K ap (mm)	N vc (m/min)	N f (mm/tooth)	N ap (mm)	S vc (m/min)	S f (mm/tooth)	S ap (mm)	H vc (m/min)	H f (mm/tooth)	H ap (mm)
	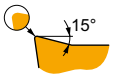																			
			AFEN prevedenie reznej hrany, geometria s utváračom pre stredné až ťažké obrábanie.																	
SEER 1203AFEN	**M8330**	–	265	0.24	2.5	155	0.22	2.5	250	0.24	2.5	–	–	–	65	0.22	2.0	–	–	–
	M8340	–	245	0.24	2.5	145	0.22	2.5	230	0.24	2.5	–	–	–	60	0.22	2.0	–	–	–
SEER 1504AFEN	**M8330**	–	250	0.27	3.5	150	0.24	3.5	235	0.27	3.5	–	–	–	60	0.24	2.8	–	–	–
	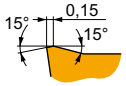																			
			AFSN prevedenie reznej hrany, geometria s utváračom pre stredné až ťažké obrábanie.																	
SEER 1203AFSN	**M8330**	–	265	0.25	2.5	155	0.23	2.5	250	0.25	2.5	–	–	–	65	0.20	2.0	–	–	–
	M8340	–	240	0.25	2.5	140	0.23	2.5	225	0.25	2.5	–	–	–	60	0.20	2.0	–	–	–
	M9325	–	315	0.25	2.5	–	–	–	295	0.25	2.5	–	–	–	–	–	–	–	–	–
	M9340	–	285	0.25	2.5	170	0.23	2.5	–	–	–	–	–	–	70	0.20	2.0	–	–	–
SEER 1204AFSN	**M8330**	–	265	0.25	2.5	155	0.23	2.5	250	0.25	2.5	–	–	–	65	0.20	2.0	–	–	–
SEER 1504AFSN	**M8330**	–	255	0.25	3.5	150	0.23	3.5	240	0.25	3.5	–	–	–	60	0.20	2.8	–	–	–
	M8340	–	230	0.25	3.5	135	0.23	3.5	215	0.25	3.5	–	–	–	55	0.20	2.8	–	–	–
	M9325	–	305	0.25	3.5	–	–	–	285	0.25	3.5	–	–	–	–	–	–	–	–	–

SEET 12

PRAMET

	IC (mm)	D1 (mm)	M (mm)	S (mm)
1204	12.700	5.50	2	4.76

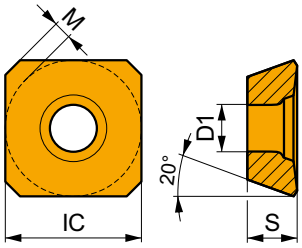

Vhodnosť a štartovacie hodnoty pre reznú rýchlosť (vc), posuv (f) a hĺbku rezu (ap). Ďalšie možnosti výpočtov rezných parametrov nájdete v našej aplikácii Machining Calculator.

Produkt		RE (mm)	P vc (m/min)	P f (mm/tooth)	P ap (mm)	M vc (m/min)	M f (mm/tooth)	M ap (mm)	K vc (m/min)	K f (mm/tooth)	K ap (mm)	N vc (m/min)	N f (mm/tooth)	N ap (mm)	S vc (m/min)	S f (mm/tooth)	S ap (mm)	H vc (m/min)	H f (mm/tooth)	H ap (mm)
	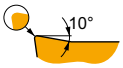		E																	
	AFEN prevedenie reznej hrany, pozitívna geometria pre rôzne účely.																			
SEET 1204AFEN	M8330	–	265	0.24	2.5	155	0.22	2.5	250	0.24	2.5	–	–	–	65	0.22	2.0	–	–	–
	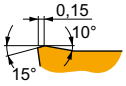		1 S																	
	AFSN prevedenie reznej hrany, pozitívna geometria pre rôzne účely.																			
SEET 1204AFSN	8215	–	265	0.23	2.5	155	0.21	2.5	250	0.23	2.5	–	–	–	65	0.21	2.0	–	–	–
	M8330	–	265	0.24	2.5	155	0.22	2.5	250	0.24	2.5	–	–	–	65	0.22	2.0	–	–	–
	M8340	–	240	0.25	2.5	140	0.23	2.5	225	0.25	2.5	–	–	–	60	0.23	2.0	–	–	–
	M9325	–	340	0.20	2.5	–	–	–	320	0.20	2.5	–	–	–	–	–	–	–	–	–
	M9340	–	290	0.23	2.5	170	0.21	2.5	–	–	–	–	–	–	70	0.21	2.0	–	–	–

SEET 12-FA

PRAMET

	IC (mm)	D1 (mm)	M (mm)	S (mm)
1204	12.700	5.50	2	4.76

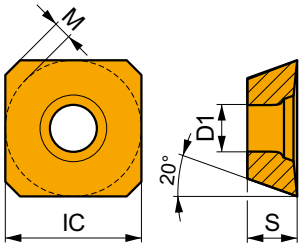

Vhodnosť a štartovacie hodnoty pre reznú rýchlosť (vc), posuv (f) a hĺbku rezu (ap). Ďalšie možnosti výpočtov rezných parametrov nájdete v našej aplikácii Machining Calculator.

Produkt		RE (mm)	P vc (m/min)	P f (mm/tooth)	P ap (mm)	M vc (m/min)	M f (mm/tooth)	M ap (mm)	K vc (m/min)	K f (mm/tooth)	K ap (mm)	N vc (m/min)	N f (mm/tooth)	N ap (mm)	S vc (m/min)	S f (mm/tooth)	S ap (mm)	H vc (m/min)	H f (mm/tooth)	H ap (mm)
	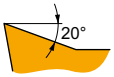		F																	
	FA geometria s veľmi pozitívnym prevedením pre jemné dokončovacie až stredné obrábanie.																			
SEET 1204AFFN-FA	HF7	–	–	–	–	–	–	–	–	–	–	330	0.18	3.0	–	–	–	–	–	–
	M0315	–	–	–	–	–	–	–	–	–	–	780	0.18	3.0	–	–	–	–	–	–

SEET 12-PM

PRAMET

	IC (mm)	D1 (mm)	M (mm)	S (mm)
12T3	13.400	4.20	2	3.97

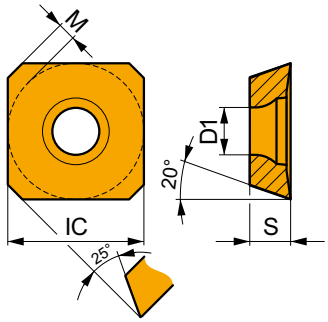

Vhodnosť a štartovacie hodnoty pre reznú rýchlosť (vc), posuv (f) a hĺbku rezu (ap). Ďalšie možnosti výpočtov rezných parametrov nájdete v našej aplikácii Machining Calculator.

Produkt		RE (mm)	P vc (m/min)	P f (mm/tooth)	P ap (mm)	M vc (m/min)	M f (mm/tooth)	M ap (mm)	K vc (m/min)	K f (mm/tooth)	K ap (mm)	N vc (m/min)	N f (mm/tooth)	N ap (mm)	S vc (m/min)	S f (mm/tooth)	S ap (mm)	H vc (m/min)	H f (mm/tooth)	H ap (mm)
	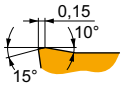		U S																	
			PM geometria s pozitívnym prevedením pre rôzne účely.																	
SEET 12T3M-PM	M8330	–	265	0.25	2.0	155	0.23	2.0	250	0.25	2.0	–	–	–	65	0.20	1.6	–	–	–
	M8340	–	245	0.25	2.0	145	0.23	2.0	230	0.25	2.0	–	–	–	60	0.20	1.6	–	–	–
	M9325	–	325	0.25	2.0	–	–	–	305	0.25	2.0	–	–	–	–	–	–	–	–	–
	M9340	–	290	0.25	2.0	170	0.23	2.0	–	–	–	–	–	–	70	0.20	1.6	–	–	–

SEEW 12

PRAMET

	IC (mm)	D1 (mm)	M (mm)	S (mm)
1204	12.700	5.50	2	4.76

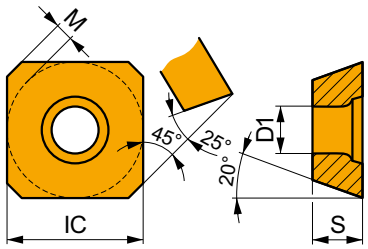

Vhodnosť a štartovacie hodnoty pre reznú rýchlosť (vc), posuv (f) a hĺbku rezu (ap). Ďalšie možnosti výpočtov rezných parametrov nájdete v našej aplikácii Machining Calculator.

Produkt		RE (mm)	P vc (m/min)	P f (mm/tooth)	P ap (mm)	M vc (m/min)	M f (mm/tooth)	M ap (mm)	K vc (m/min)	K f (mm/tooth)	K ap (mm)	N vc (m/min)	N f (mm/tooth)	N ap (mm)	S vc (m/min)	S f (mm/tooth)	S ap (mm)	H vc (m/min)	H f (mm/tooth)	H ap (mm)
			E																	
			AFEN prevedenie reznej hrany, geometria s neutrálnym uhlom čela pre ľahké až stredné obrábanie.																	
SEEW 1204AFEN	M8330	–	265	0.15	2.5	–	–	–	250	0.15	2.5	–	–	–	–	–	–	–	–	–
	M8340	–	240	0.15	2.5	–	–	–	225	0.15	2.5	–	–	–	–	–	–	–	–	–
	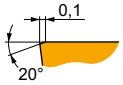		S																	
			AFSN prevedenie reznej hrany, geometria s neutrálnym uhlom čela pre ľahké až stredné obrábanie.																	
SEEW 1204AFSN	8215	–	250	0.20	2.5	–	–	–	235	0.20	2.5	–	–	–	–	–	–	50	0.15	1.0
	M8330	–	245	0.20	2.5	–	–	–	230	0.20	2.5	–	–	–	–	–	–	45	0.15	1.0
	M8340	–	225	0.20	2.5	–	–	–	210	0.20	2.5	–	–	–	–	–	–	–	–	–
	M9325	–	305	0.20	2.5	–	–	–	285	0.20	2.5	–	–	–	–	–	–	60	0.15	1.0

SFCN

PRAMET

	IC (mm)	M (mm)	S (mm)	BS (mm)
1203	12.700	1	3.18	2.00

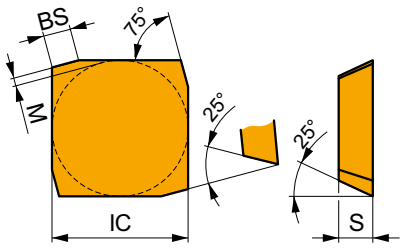

Vhodnosť a štartovacie hodnoty pre reznú rýchlosť (vc), posuv (f) a hĺbku rezu (ap). Ďalšie možnosti výpočtov rezných parametrov nájdete v našej aplikácii Machining Calculator.

Produkt		RE (mm)	P vc (m/min)	P f (mm/tooth)	P ap (mm)	M vc (m/min)	M f (mm/tooth)	M ap (mm)	K vc (m/min)	K f (mm/tooth)	K ap (mm)	N vc (m/min)	N f (mm/tooth)	N ap (mm)	S vc (m/min)	S f (mm/tooth)	S ap (mm)	H vc (m/min)	H f (mm/tooth)	H ap (mm)
			F																	
			Pozitívne prevedenie pre ľahké až stredné obrábanie.																	
SFCN 1203EFFR	H10	–	–	–	–	–	–	–	–	–	–	■ 405	0.12	3.0	–	–	–	–	–	–
	M0315	–	–	–	–	–	–	–	–	–	–	■ 765	0.12	3.0	–	–	–	–	–	–

SNHF

PRAMET

	BS (mm)	IC (mm)	M (mm)	S (mm)
1204	2.00	12.700	1	4.76
1504	1.40	15.875	1	4.76

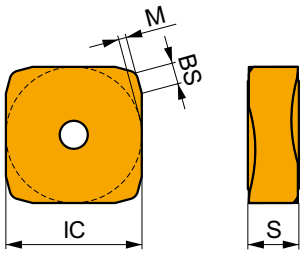

Vhodnosť a štartovacie hodnoty pre reznú rýchlosť (vc), posuv (f) a hĺbku rezu (ap). Ďalšie možnosti výpočtov rezných parametrov nájdete v našej aplikácii Machining Calculator.

Produkt		RE (mm)	P vc (m/min)	P f (mm/tooth)	P ap (mm)	M vc (m/min)	M f (mm/tooth)	M ap (mm)	K vc (m/min)	K f (mm/tooth)	K ap (mm)	N vc (m/min)	N f (mm/tooth)	N ap (mm)	S vc (m/min)	S f (mm/tooth)	S ap (mm)	H vc (m/min)	H f (mm/tooth)	H ap (mm)
	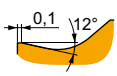		1	S																
			M geometria s pozitívnym prevedením pre ľahké až stredné obrábanie.																	
SNHF 1204ENSR-M	M8330	–	■ 235	0.15	4.0	–	–	–	◪ 220	0.15	4.0	–	–	–	–	–	–	–	–	–
	M8340	–	■ 230	0.15	4.0	–	–	–	◪ 215	0.15	4.0	–	–	–	–	–	–	–	–	–
SNHF 1504ENSR-M	M8330	–	■ 225	0.15	6.0	–	–	–	◪ 210	0.15	6.0	–	–	–	–	–	–	–	–	–
	M8340	–	■ 220	0.15	6.0	–	–	–	◪ 205	0.15	6.0	–	–	–	–	–	–	–	–	–

SNHN

PRAMET

	BS (mm)	IC (mm)	M (mm)	S (mm)
1204	1.40	12.700	1	4.76
1504	1.40	15.875	1	4.76

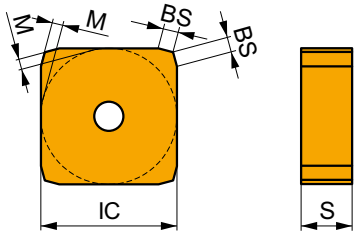

Vhodnosť a štartovacie hodnoty pre reznú rýchlosť (vc), posuv (f) a hĺbku rezu (ap). Ďalšie možnosti výpočtov rezných parametrov nájdete v našej aplikácii Machining Calculator.

Produkt		RE (mm)	P vc (m/min)	P f (mm/tooth)	P ap (mm)	M vc (m/min)	M f (mm/tooth)	M ap (mm)	K vc (m/min)	K f (mm/tooth)	K ap (mm)	N vc (m/min)	N f (mm/tooth)	N ap (mm)	S vc (m/min)	S f (mm/tooth)	S ap (mm)	H vc (m/min)	H f (mm/tooth)	H ap (mm)
			U E																	
			Štandardná negatívna frézovacia geometria pre 75° rovinné frézovanie.																	
SNHN 1204ENEN	8215	–	◪ 275	0.15	6.0	–	–	–	■ 260	0.15	6.0	–	–	–	–	–	–	◪ 55	0.15	1.0
	M8330	–	◪ 270	0.15	6.0	–	–	–	■ 255	0.15	6.0	–	–	–	–	–	–	◪ 50	0.15	1.0
	M8340	–	◪ 245	0.15	6.0	–	–	–	◪ 230	0.15	6.0	–	–	–	–	–	–	–	–	–
	M9325	–	◪ 340	0.15	6.0	–	–	–	■ 320	0.15	6.0	–	–	–	–	–	–	◪ 65	0.15	1.0
	S26	–	◪ 110	0.15	6.0	–	–	–	–	–	–	–	–	–	–	–	–	–	–	–
SNHN 1504ENEN	8215	–	◪ 260	0.15	9.0	–	–	–	■ 245	0.15	9.0	–	–	–	–	–	–	◪ 50	0.15	1.0
	M8330	–	◪ 260	0.15	9.0	–	–	–	■ 245	0.15	9.0	–	–	–	–	–	–	◪ 50	0.15	1.0
	M8340	–	◪ 235	0.15	9.0	–	–	–	◪ 220	0.15	9.0	–	–	–	–	–	–	–	–	–
	S26	–	◪ 105	0.15	9.0	–	–	–	–	–	–	–	–	–	–	–	–	–	–	–

SNKX

PRAMET

	IC (mm)	M (mm)	S (mm)
1204	12.700	1	4.76
1504	15.875	1	4.76

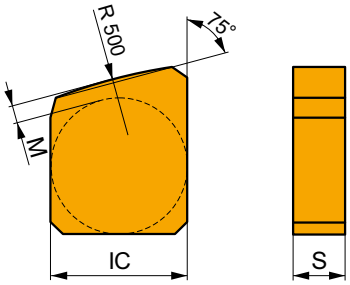

Vhodnosť a štartovacie hodnoty pre reznú rýchlosť (vc), posuv (f) a hĺbku rezu (ap). Ďalšie možnosti výpočtov rezných parametrov nájdete v našej aplikácii Machining Calculator.

Produkt		RE (mm)	P vc (m/min)	P f (mm/tooth)	P ap (mm)	M vc (m/min)	M f (mm/tooth)	M ap (mm)	K vc (m/min)	K f (mm/tooth)	K ap (mm)	N vc (m/min)	N f (mm/tooth)	N ap (mm)	S vc (m/min)	S f (mm/tooth)	S ap (mm)	H vc (m/min)	H f (mm/tooth)	H ap (mm)
			W F																	
			Štandardná negatívna wiper geometria pre 75° rovinné frézovanie.																	
SNKX 1204ENFN	H10	–	–	–	–	–	–	–	■ 115	0.15	6.0	–	–	–	–	–	–	–	–	–
SNKX 1504ENFN	H10	–	–	–	–	–	–	–	■ 110	0.15	9.0	–	–	–	–	–	–	–	–	–

SNUN

PRAMET

	IC (mm)	S (mm)
1204	12.700	4.76
1504	15.875	4.76

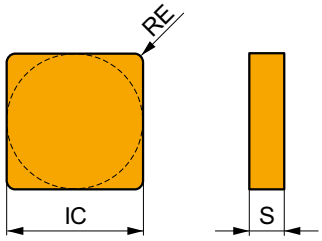

Vhodnosť a štartovacie hodnoty pre reznú rýchlosť (vc), posuv (f) a hĺbku rezu (ap). Ďalšie možnosti výpočtov rezných parametrov nájdete v našej aplikácii Machining Calculator.

Produkt		RE (mm)	P vc (m/min)	P f (mm/tooth)	P ap (mm)	M vc (m/min)	M f (mm/tooth)	M ap (mm)	K vc (m/min)	K f (mm/tooth)	K ap (mm)	N vc (m/min)	N f (mm/tooth)	N ap (mm)	S vc (m/min)	S f (mm/tooth)	S ap (mm)	H vc (m/min)	H f (mm/tooth)	H ap (mm)
			E Frézovacia doštička s negatívnou geometriou, môže byť použitá aj pre sústruženie.																	
SNUN 120408	**M8330**	0.8	◪ 260	0.13	4.5	–	–	–	■ 245	0.13	4.5	–	–	–	–	–	–	◪ 50	0.15	1.0
SNUN 120412	**M8330**	1.2	◪ 275	0.13	4.5	–	–	–	■ 260	0.13	4.5	–	–	–	–	–	–	◪ 55	0.15	1.0
	S26	1.2	◪ 110	0.13	4.5	–	–	–	–	–	–	–	–	–	–	–	–	–	–	–
SNUN 150412	**M8330**	1.2	◪ 255	0.15	6.0	–	–	–	■ 240	0.15	6.0	–	–	–	–	–	–	◪ 50	0.15	1.0

SPGN

PRAMET

	IC (mm)	S (mm)
0903	9.525	3.18
1203	12.700	3.18
1504	15.875	4.76

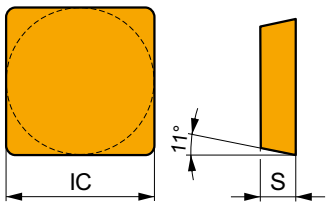

Vhodnosť a štartovacie hodnoty pre reznú rýchlosť (vc), posuv (f) a hĺbku rezu (ap). Ďalšie možnosti výpočtov rezných parametrov nájdete v našej aplikácii Machining Calculator.

Produkt		RE (mm)	P vc (m/min)	P f (mm/tooth)	P ap (mm)	M vc (m/min)	M f (mm/tooth)	M ap (mm)	K vc (m/min)	K f (mm/tooth)	K ap (mm)	N vc (m/min)	N f (mm/tooth)	N ap (mm)	S vc (m/min)	S f (mm/tooth)	S ap (mm)	H vc (m/min)	H f (mm/tooth)	H ap (mm)
			E Frézovacia doštička s neutrálnym uhlom čela, môže byť použitá aj pre sústruženie.																	
SPGN 090308	**M8340**	0.8	■ 225	0.15	2.0	–	–	–	◪ 210	0.15	2.0	–	–	–	–	–	–	–	–	–
SPGN 120304	**M8330**	0.4	■ 195	0.15	4.0	–	–	–	■ 185	0.15	4.0	–	–	–	–	–	–	–	–	–
	M8340	0.4	■ 175	0.15	4.0	–	–	–	◪ 165	0.15	4.0	–	–	–	–	–	–	–	–	–
SPGN 120308	**M8330**	0.8	■ 230	0.15	4.0	–	–	–	■ 215	0.15	4.0	–	–	–	–	–	–	–	–	–
SPGN 150412	**M8330**	1.2	■ 225	0.20	5.0	–	–	–	◪ 210	0.20	5.0	–	–	–	–	–	–	–	–	–

SPGN 25 DZ

PRAMET

	IC (mm)	M (mm)	S (mm)	BS (mm)
2506	25.000	3	6.35	2.40

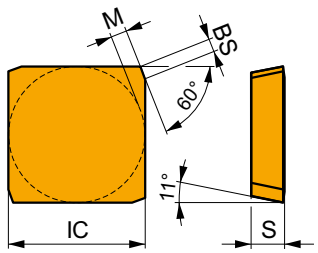

Vhodnosť a štartovacie hodnoty pre reznú rýchlosť (vc), posuv (f) a hĺbku rezu (ap). Ďalšie možnosti výpočtov rezných parametrov nájdete v našej aplikácii Machining Calculator.

Produkt		RE (mm)	P vc (m/min)	P f (mm/tooth)	P ap (mm)	M vc (m/min)	M f (mm/tooth)	M ap (mm)	K vc (m/min)	K f (mm/tooth)	K ap (mm)	N vc (m/min)	N f (mm/tooth)	N ap (mm)	S vc (m/min)	S f (mm/tooth)	S ap (mm)	H vc (m/min)	H f (mm/tooth)	H ap (mm)
	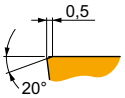																			
SPGN 2506DZSR	M8326	–	110	0.50	12.0	–	–	–	100	0.50	12.0	–	–	–	–	–	–	–	–	–
	M8346	–	90	0.50	12.0	–	–	–	–	–	–	–	–	–	–	–	–	–	–	–

DZ geometria s neutrálnym uhlom čela pre ťažké obrábanie.

SPKN

PRAMET

	IC (mm)	M (mm)	S (mm)	BS (mm)
1203	12.700	1	3.18	1.60
1504	15.875	1	4.76	1.70

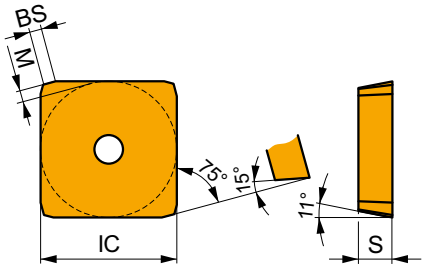

Vhodnosť a štartovacie hodnoty pre reznú rýchlosť (vc), posuv (f) a hĺbku rezu (ap). Ďalšie možnosti výpočtov rezných parametrov nájdete v našej aplikácii Machining Calculator.

Produkt		RE (mm)	P vc (m/min)	P f (mm/tooth)	P ap (mm)	M vc (m/min)	M f (mm/tooth)	M ap (mm)	K vc (m/min)	K f (mm/tooth)	K ap (mm)	N vc (m/min)	N f (mm/tooth)	N ap (mm)	S vc (m/min)	S f (mm/tooth)	S ap (mm)	H vc (m/min)	H f (mm/tooth)	H ap (mm)
SPKN 1203EDER	H10	–	–	–	–	–	–	–	110	0.15	4.0	–	–	–	–	–	–	–	–	–
	M8330	–	255	0.15	4.0	–	–	–	240	0.15	4.0	–	–	–	–	–	–	–	–	–
	M8340	–	230	0.15	4.0	–	–	–	215	0.15	4.0	–	–	–	–	–	–	–	–	–
SPKN 1504EDER	H10	–	–	–	–	–	–	–	100	0.20	5.0	–	–	–	–	–	–	–	–	–
	M8330	–	235	0.20	5.0	–	–	–	220	0.20	5.0	–	–	–	–	–	–	–	–	–
	M8340	–	210	0.20	5.0	–	–	–	195	0.20	5.0	–	–	–	–	–	–	–	–	–
	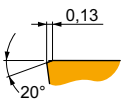																			
SPKN 1203EDSL	M8330	–	240	0.20	4.0	–	–	–	225	0.20	4.0	–	–	–	–	–	–	45	0.15	1.0

EDER prevedenie reznej hrany, geometria s neutrálnym uhlom čela pre ľahké až stredné obrábanie.

EDSR prevedenie reznej hrany, geometria s neutrálnym uhlom čela pre stredné obrábanie.

Vhodnosť a štartovacie hodnoty pre reznú rýchlosť (vc), posuv (f) a hĺbku rezu (ap). Ďalšie možnosti výpočtov rezných parametrov nájdete v našej aplikácii Machining Calculator.

Produkt		RE (mm)	P vc (m/min)	P f (mm/tooth)	P ap (mm)	M vc (m/min)	M f (mm/tooth)	M ap (mm)	K vc (m/min)	K f (mm/tooth)	K ap (mm)	N vc (m/min)	N f (mm/tooth)	N ap (mm)	S vc (m/min)	S f (mm/tooth)	S ap (mm)	H vc (m/min)	H f (mm/tooth)	H ap (mm)
	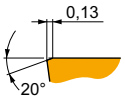		EDSR prevedenie reznej hrany, geometria s neutrálnym uhlom čela pre stredné obrábanie.																	
SPKN 1203EDSR	8215	–	240	0.20	4.0	–	–	–	225	0.20	4.0	–	–	–	–	–	–	45	0.15	1.0
	H10	–	–	–	–	–	–	–	100	0.20	4.0	–	–	–	–	–	–	–	–	–
	M8330	–	240	0.20	4.0	–	–	–	225	0.20	4.0	–	–	–	–	–	–	45	0.15	1.0
	M8340	–	215	0.20	4.0	–	–	–	200	0.20	4.0	–	–	–	–	–	–	–	–	–
	M9325	–	290	0.20	4.0	–	–	–	275	0.20	4.0	–	–	–	–	–	–	55	0.15	1.0
	S26	–	95	0.20	4.0	–	–	–	–	–	–	–	–	–	–	–	–	–	–	–
	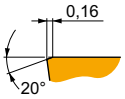		EDSR (pravorezné) / EDSL (ľavorezné) prevedenie reznej hrany, geometria s neutrálnym uhlom čela pre stredné obrábanie.																	
SPKN 1504EDSL	M8340	–	205	0.25	5.0	–	–	–	190	0.25	5.0	–	–	–	–	–	–	–	–	–
SPKN 1504EDSR	8215	–	220	0.25	5.0	–	–	–	205	0.25	5.0	–	–	–	–	–	–	40	0.15	1.0
	H10	–	–	–	–	–	–	–	95	0.25	5.0	–	–	–	–	–	–	–	–	–
	M8330	–	220	0.25	5.0	–	–	–	205	0.25	5.0	–	–	–	–	–	–	40	0.15	1.0
	M8340	–	205	0.25	5.0	–	–	–	190	0.25	5.0	–	–	–	–	–	–	–	–	–
	M9315	–	285	0.25	5.0	–	–	–	270	0.25	5.0	–	–	–	–	–	–	55	0.15	1.0
	M9325	–	270	0.25	5.0	–	–	–	255	0.25	5.0	–	–	–	–	–	–	50	0.15	1.0
	S26	–	90	0.25	5.0	–	–	–	–	–	–	–	–	–	–	–	–	–	–	–

SPKR

PRAMET

	IC (mm)	L (mm)	M (mm)	S (mm)
1203	12.700	12.70	1	3.18
1504	15.875	15.88	1	4.76

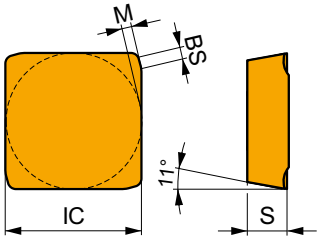

Vhodnosť a štartovacie hodnoty pre reznú rýchlosť (vc), posuv (f) a hĺbku rezu (ap). Ďalšie možnosti výpočtov rezných parametrov nájdete v našej aplikácii Machining Calculator.

Produkt		RE (mm)	P vc (m/min)	P f (mm/tooth)	P ap (mm)	M vc (m/min)	M f (mm/tooth)	M ap (mm)	K vc (m/min)	K f (mm/tooth)	K ap (mm)	N vc (m/min)	N f (mm/tooth)	N ap (mm)	S vc (m/min)	S f (mm/tooth)	S ap (mm)	H vc (m/min)	H f (mm/tooth)	H ap (mm)
	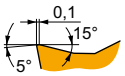		EDSR prevedenie reznej hrany, geometria s utváračom pre stredné až ťažké obrábanie.																	
SPKR 1203EDSR	M8330	–	265	0.20	4.0	155	0.18	4.0	250	0.20	4.0	–	–	–	–	–	–	–	–	–
	M8340	–	240	0.20	4.0	140	0.18	4.0	225	0.20	4.0	–	–	–	–	–	–	–	–	–
	M9340	–	295	0.20	4.0	175	0.18	4.0	–	–	–	–	–	–	–	–	–	–	–	–
	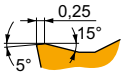		EDSR prevedenie reznej hrany, geometria s utváračom pre stredné až ťažké obrábanie.																	
SPKR 1504EDSR	M8330	–	245	0.25	5.0	145	0.25	5.0	230	0.25	5.0	–	–	–	–	–	–	–	–	–
	M8340	–	225	0.25	5.0	135	0.25	5.0	210	0.25	5.0	–	–	–	–	–	–	–	–	–

SPKX

PRAMET

	IC (mm)	M (mm)	S (mm)
1203	12.700	1	3.18
1504	15.875	1	4.76

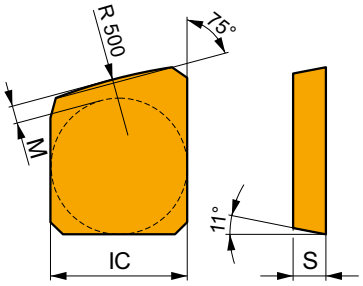

Vhodnosť a štartovacie hodnoty pre reznú rýchlosť (vc), posuv (f) a hĺbku rezu (ap). Ďalšie možnosti výpočtov rezných parametrov nájdete v našej aplikácii Machining Calculator.

Produkt		RE (mm)	P vc (m/min)	P f (mm/tooth)	P ap (mm)	M vc (m/min)	M f (mm/tooth)	M ap (mm)	K vc (m/min)	K f (mm/tooth)	K ap (mm)	N vc (m/min)	N f (mm/tooth)	N ap (mm)	S vc (m/min)	S f (mm/tooth)	S ap (mm)	H vc (m/min)	H f (mm/tooth)	H ap (mm)
			W F Geometria wiper s neutrálnym uhlom čela pre lepšiu drsnosť povrchu.																	
SPKX 1203EDFR	H10	–	–	–	–	–	–	–	100	0.20	4.0	–	–	–	–	–	–	–	–	–
SPKX 1504EDFR	H10	–	–	–	–	–	–	–	95	0.25	5.0	–	–	–	–	–	–	–	–	–

SPUN

PRAMET

	IC (mm)	S (mm)
1203	12.700	3.18
1504	15.875	4.76
1904	19.050	4.76
2506	25.400	6.35

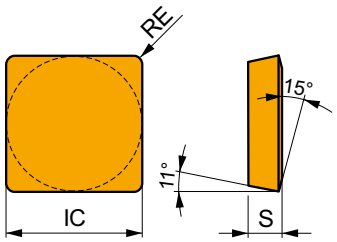

Vhodnosť a štartovacie hodnoty pre reznú rýchlosť (vc), posuv (f) a hĺbku rezu (ap). Ďalšie možnosti výpočtov rezných parametrov nájdete v našej aplikácii Machining Calculator.

Produkt		RE (mm)	P vc (m/min)	P f (mm/tooth)	P ap (mm)	M vc (m/min)	M f (mm/tooth)	M ap (mm)	K vc (m/min)	K f (mm/tooth)	K ap (mm)	N vc (m/min)	N f (mm/tooth)	N ap (mm)	S vc (m/min)	S f (mm/tooth)	S ap (mm)	H vc (m/min)	H f (mm/tooth)	H ap (mm)
			E Frézovacia doštička s neutrálnym uhlom čela, môže byť použitá aj pre sústruženie.																	
SPUN 120304	M8330	0.4	195	0.15	4.0	–	–	–	185	0.15	4.0	–	–	–	–	–	–	–	–	–
SPUN 120308	H10	0.8	–	–	–	–	–	–	95	0.15	4.0	–	–	–	–	–	–	–	–	–
	M8330	0.8	230	0.15	4.0	–	–	–	215	0.15	4.0	–	–	–	–	–	–	–	–	–
	S26	0.8	95	0.15	4.0	–	–	–	–	–	–	–	–	–	–	–	–	–	–	–
SPUN 120312	M8330	1.2	245	0.15	4.0	–	–	–	230	0.15	4.0	–	–	–	–	–	–	–	–	–
			E Frézovacia doštička s neutrálnym uhlom čela, môže byť použitá aj pre sústruženie.																	
SPUN 150412	M8330	1.2	225	0.20	5.0	–	–	–	210	0.20	5.0	–	–	–	–	–	–	–	–	–
SPUN 190408	M8330	0.8	210	0.20	6.0	–	–	–	195	0.20	6.0	–	–	–	–	–	–	–	–	–
SPUN 190412	M8330	1.2	220	0.20	6.0	–	–	–	205	0.20	6.0	–	–	–	–	–	–	–	–	–

Vhodnosť a štartovacie hodnoty pre reznú rýchlosť (vc), posuv (f) a hĺbku rezu (ap). Ďalšie možnosti výpočtov rezných parametrov nájdete v našej aplikácii Machining Calculator.

Produkt		RE (mm)	P vc (m/min)	P f (mm/tooth)	P ap (mm)	M vc (m/min)	M f (mm/tooth)	M ap (mm)	K vc (m/min)	K f (mm/tooth)	K ap (mm)	N vc (m/min)	N f (mm/tooth)	N ap (mm)	S vc (m/min)	S f (mm/tooth)	S ap (mm)	H vc (m/min)	H f (mm/tooth)	H ap (mm)
	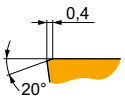		Frézovacia doštička s neutrálnym uhlom čela, môže byť použitá aj pre sústruženie.																	
SPUN 250616S	M8326	1.6	115	0.40	12.0	–	–	–	105	0.40	12.0	–	–	–	–	–	–	–	–	–
SPUN 250620S	M5326	2.0	145	0.40	12.0	–	–	–	135	0.40	12.0	–	–	–	–	–	–	–	–	–
	M8326	2.0	120	0.40	12.0	–	–	–	110	0.40	12.0	–	–	–	–	–	–	–	–	–
	M8346	2.0	100	0.40	12.0	–	–	–	–	–	–	–	–	–	–	–	–	–	–	–
	S26	2.0	45	0.40	12.0	–	–	–	–	–	–	–	–	–	–	–	–	–	–	–

TNJF

PRAMET

	IC (mm)	L (mm)	M (mm)	S (mm)
1204	12.700	22.00	2	4.76

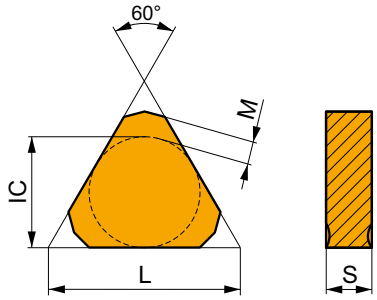

Vhodnosť a štartovacie hodnoty pre reznú rýchlosť (vc), posuv (f) a hĺbku rezu (ap). Ďalšie možnosti výpočtov rezných parametrov nájdete v našej aplikácii Machining Calculator.

Produkt		RE (mm)	P vc (m/min)	P f (mm/tooth)	P ap (mm)	M vc (m/min)	M f (mm/tooth)	M ap (mm)	K vc (m/min)	K f (mm/tooth)	K ap (mm)	N vc (m/min)	N f (mm/tooth)	N ap (mm)	S vc (m/min)	S f (mm/tooth)	S ap (mm)	H vc (m/min)	H f (mm/tooth)	H ap (mm)
	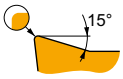		Geometria s pozitívnym uhlom čela a lámačom triesky.																	
TNJF 1204ANEN	M8330	–	270	0.15	4.0	160	0.14	4.0	255	0.15	4.0	–	–	–	–	–	–	–	–	–

TPCN 16

PRAMET

	BS (mm)	IC (mm)	L (mm)	M (mm)	S (mm)
1603	1.20	9.530	16.10	2	3.18

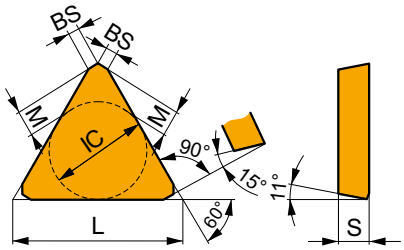

Vhodnosť a štartovacie hodnoty pre reznú rýchlosť (vc), posuv (f) a hĺbku rezu (ap). Ďalšie možnosti výpočtov rezných parametrov nájdete v našej aplikácii Machining Calculator.

Produkt		RE (mm)	P vc (m/min)	P f (mm/tooth)	P ap (mm)	M vc (m/min)	M f (mm/tooth)	M ap (mm)	K vc (m/min)	K f (mm/tooth)	K ap (mm)	N vc (m/min)	N f (mm/tooth)	N ap (mm)	S vc (m/min)	S f (mm/tooth)	S ap (mm)	H vc (m/min)	H f (mm/tooth)	H ap (mm)
	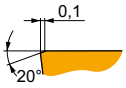		Špeciálna geometria pre kotúčové frézy.																	
TPCN 1603PDSN	**M8330**	–	195	0.20	–	–	–	–	185	0.20	–	–	–	–	–	–	–	–	–	–
	M8340	–	175	0.20	–	–	–	–	165	0.20	–	–	–	–	–	–	–	–	–	–

TPKN

PRAMET

	IC (mm)	L (mm)	M (mm)	S (mm)	BCH (mm)	BS (mm)
1603	9.530	16.50	2	3.18	1.20	1.30
2204	12.700	22.00	4	4.76	1.20	1.50

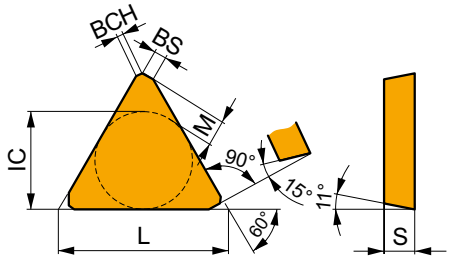

Vhodnosť a štartovacie hodnoty pre reznú rýchlosť (vc), posuv (f) a hĺbku rezu (ap). Ďalšie možnosti výpočtov rezných parametrov nájdete v našej aplikácii Machining Calculator.

Produkt		RE (mm)	P vc (m/min)	P f (mm/tooth)	P ap (mm)	M vc (m/min)	M f (mm/tooth)	M ap (mm)	K vc (m/min)	K f (mm/tooth)	K ap (mm)	N vc (m/min)	N f (mm/tooth)	N ap (mm)	S vc (m/min)	S f (mm/tooth)	S ap (mm)	H vc (m/min)	H f (mm/tooth)	H ap (mm)
			PDER prevedenie reznej hrany, geometria s neutrálnym čelom pre ľahké až stredné obrábanie.																	
TPKN 1603PDER	**M8330**	–	195	0.15	4.0	–	–	–	185	0.15	4.0	–	–	–	–	–	–	–	–	–
	M8340	–	175	0.15	4.0	–	–	–	165	0.15	4.0	–	–	–	–	–	–	–	–	–
TPKN 2204PDER	**8215**	–	190	0.15	5.5	–	–	–	180	0.15	5.5	–	–	–	–	–	–	–	–	–
	M8330	–	190	0.15	5.5	–	–	–	180	0.15	5.5	–	–	–	–	–	–	–	–	–
	M8340	–	170	0.15	5.5	–	–	–	160	0.15	5.5	–	–	–	–	–	–	–	–	–
	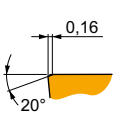		PDSR prevedenie reznej hrany, geometria s neutrálnym čelom pre stredné obrábanie.																	
TPKN 1603PDSR	**M8330**	–	185	0.20	4.0	–	–	–	175	0.20	4.0	–	–	–	–	–	–	35	0.15	1.0
	M8340	–	165	0.20	4.0	–	–	–	155	0.20	4.0	–	–	–	–	–	–	–	–	–
	S26	–	75	0.20	4.0	–	–	–	–	–	–	–	–	–	–	–	–	–	–	–

Vhodnosť a štartovacie hodnoty pre reznú rýchlosť (vc), posuv (f) a hĺbku rezu (ap). Ďalšie možnosti výpočtov rezných parametrov nájdete v našej aplikácii Machining Calculator.

Produkt		RE (mm)	P vc (m/min)	P f (mm/tooth)	P ap (mm)	M vc (m/min)	M f (mm/tooth)	M ap (mm)	K vc (m/min)	K f (mm/tooth)	K ap (mm)	N vc (m/min)	N f (mm/tooth)	N ap (mm)	S vc (m/min)	S f (mm/tooth)	S ap (mm)	H vc (m/min)	H f (mm/tooth)	H ap (mm)
	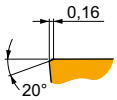		PDSR prevedenie reznej hrany, geometria s neutrálnym čelom pre stredné obrábanie.																	
TPKN 2204PDSR	**H10**	–	–	–	–	–	–	–	◪ 80	0.20	5.5	–	–	–	–	–	–	–	–	–
	M5315	–	◪ 235	0.20	5.5	–	–	–	◪ 220	0.20	5.5	–	–	–	–	–	–	◪ 45	0.15	1.0
	M8310	–	◪ 195	0.20	5.5	–	–	–	◪ 185	0.20	5.5	–	–	–	–	–	–	◪ 35	0.15	1.0
	M8330	–	◪ 175	0.20	5.5	–	–	–	◪ 165	0.20	5.5	–	–	–	–	–	–	◪ 35	0.15	1.0
	M8340	–	◪ 160	0.20	5.5	–	–	–	◪ 150	0.20	5.5	–	–	–	–	–	–	–	–	–
	M9325	–	◪ 220	0.20	5.5	–	–	–	◪ 205	0.20	5.5	–	–	–	–	–	–	◪ 40	0.15	1.0
	S26	–	◪ 75	0.20	5.5	–	–	–	–	–	–	–	–	–	–	–	–	–	–	–

TPKR

PRAMET

	IC (mm)	L (mm)	M (mm)	S (mm)	BS (mm)
1603	9.530	16.50	2	3.18	1.40
2204	12.700	22.00	4	4.76	1.40

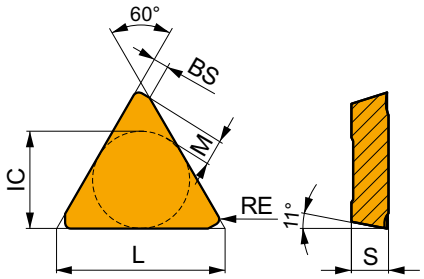

Vhodnosť a štartovacie hodnoty pre reznú rýchlosť (vc), posuv (f) a hĺbku rezu (ap). Ďalšie možnosti výpočtov rezných parametrov nájdete v našej aplikácii Machining Calculator.

Produkt		RE (mm)	P vc (m/min)	P f (mm/tooth)	P ap (mm)	M vc (m/min)	M f (mm/tooth)	M ap (mm)	K vc (m/min)	K f (mm/tooth)	K ap (mm)	N vc (m/min)	N f (mm/tooth)	N ap (mm)	S vc (m/min)	S f (mm/tooth)	S ap (mm)	H vc (m/min)	H f (mm/tooth)	H ap (mm)
	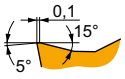		PDSR prevedenie reznej hrany, geometria utvárača pre stredné až ťažké obrábanie.																	
TPKR 1603PDSR	**M8330**	–	■ 185	0.20	4.0	◪ 110	0.18	4.0	■ 175	0.20	4.0	–	–	–	–	–	–	–	–	–
	M8340	–	■ 165	0.20	4.0	◪ 95	0.18	4.0	◪ 155	0.20	4.0	–	–	–	–	–	–	–	–	–
TPKR 2204PDSR	**M8330**	–	■ 175	0.20	5.5	◪ 105	0.18	5.5	■ 165	0.20	5.5	–	–	–	–	–	–	–	–	–
	M8340	–	■ 160	0.20	5.5	◪ 95	0.18	5.5	◪ 150	0.20	5.5	–	–	–	–	–	–	–	–	–
	M9325	–	■ 220	0.20	5.5	–	–	–	■ 205	0.20	5.5	–	–	–	–	–	–	–	–	–
	M9340	–	■ 195	0.20	5.5	◪ 115	0.18	5.5	–	–	–	–	–	–	–	–	–	–	–	–

TPUN

PRAMET

	IC (mm)	L (mm)	S (mm)
1103	6.350	11.00	3.18
1603	9.525	16.50	3.18
2204	12.700	22.00	4.76

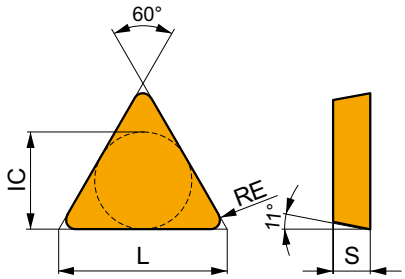

Vhodnosť a štartovacie hodnoty pre reznú rýchlosť (vc), posuv (f) a hĺbku rezu (ap). Ďalšie možnosti výpočtov rezných parametrov nájdete v našej aplikácii Machining Calculator.

Produkt		RE (mm)	P vc (m/min)	P f (mm/tooth)	P ap (mm)	M vc (m/min)	M f (mm/tooth)	M ap (mm)	K vc (m/min)	K f (mm/tooth)	K ap (mm)	N vc (m/min)	N f (mm/tooth)	N ap (mm)	S vc (m/min)	S f (mm/tooth)	S ap (mm)	H vc (m/min)	H f (mm/tooth)	H ap (mm)
			E Frézovacia doštička s neutrálnym uhlom čela, môže byť použitá aj pre sústruženie.																	
TPUN 110304	**H10**	0.4	–	–	–	–	–	–	◪ 90	0.10	0.8	–	–	–	–	–	–	–	–	–
	M8330	0.4	–	–	–	–	–	–	■ 150	0.10	1.2	–	–	–	–	–	–	◪ 30	0.15	1.0
TPUN 110308	**M8330**	0.8	–	–	–	–	–	–	■ 155	0.18	1.2	–	–	–	–	–	–	◪ 30	0.15	1.0
TPUN 160304	**8215**	0.4	◪ 155	0.15	4.0	–	–	–	◪ 145	0.15	4.0	–	–	–	–	–	–	–	–	–
	H10	0.4	–	–	–	–	–	–	◪ 65	0.15	4.0	–	–	–	–	–	–	–	–	–
	M8330	0.4	◪ 155	0.15	4.0	–	–	–	◪ 145	0.15	4.0	–	–	–	–	–	–	–	–	–
	S26	0.4	◪ 65	0.15	4.0	–	–	–	–	–	–	–	–	–	–	–	–	–	–	–
TPUN 160308	**8215**	0.8	◪ 185	0.15	4.0	–	–	–	◪ 175	0.15	4.0	–	–	–	–	–	–	–	–	–
	H10	0.8	–	–	–	–	–	–	◪ 80	0.15	4.0	–	–	–	–	–	–	–	–	–
	M8330	0.8	–	–	–	–	–	–	■ 155	0.18	1.5	–	–	–	–	–	–	◪ 30	0.15	1.0
	S26	0.8	◪ 75	0.15	4.0	–	–	–	–	–	–	–	–	–	–	–	–	–	–	–
TPUN 160312	**M8330**	1.2	–	–	–	–	–	–	■ 155	0.20	1.5	–	–	–	–	–	–	◪ 30	0.15	1.0
TPUN 220408	**8215**	0.8	◪ 170	0.20	5.0	–	–	–	◪ 160	0.20	5.0	–	–	–	–	–	–	–	–	–
	M8330	0.8	◪ 170	0.20	5.0	–	–	–	◪ 160	0.20	5.0	–	–	–	–	–	–	–	–	–
	S26	0.8	◪ 70	0.20	5.0	–	–	–	–	–	–	–	–	–	–	–	–	–	–	–
TPUN 220412	**M8330**	1.2	–	–	–	–	–	–	■ 155	0.20	2.0	–	–	–	–	–	–	◪ 30	0.15	1.0

VCGT 22-FA

PRAMET

	IC (mm)	D1 (mm)	L (mm)	S (mm)
2205	12.700	5.20	22.00	5.50

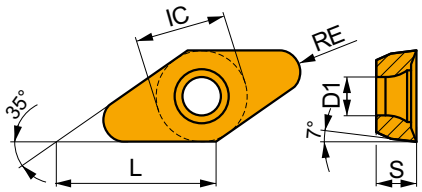

Vhodnosť a štartovacie hodnoty pre reznú rýchlosť (vc), posuv (f) a hĺbku rezu (ap). Ďalšie možnosti výpočtov rezných parametrov nájdete v našej aplikácii Machining Calculator.

Produkt		RE (mm)	P vc (m/min)	P f (mm/tooth)	P ap (mm)	M vc (m/min)	M f (mm/tooth)	M ap (mm)	K vc (m/min)	K f (mm/tooth)	K ap (mm)	N vc (m/min)	N f (mm/tooth)	N ap (mm)	S vc (m/min)	S f (mm/tooth)	S ap (mm)	H vc (m/min)	H f (mm/tooth)	H ap (mm)
	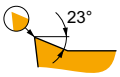																			
FA geometria s veľmi pozitívnym prevedením pre stredné až hrubovacie obrábanie.																				
VCGT 220515F-FA	HF7	1.5	–	–	–	–	–	–	–	–	–	255	0.24	0.4	–	–	–	–	–	–
VCGT 220520F-FA	HF7	2.0	–	–	–	–	–	–	–	–	–	255	0.30	0.5	–	–	–	–	–	–
VCGT 220530F-FA	HF7	3.0	–	–	–	–	–	–	–	–	–	210	0.48	1.0	–	–	–	–	–	–

XDHW

PRAMET

	IC (mm)	D1 (mm)	L (mm)	S (mm)
0702	6.500	2.95	6.90	2.38
10T3	10.000	3.95	10.60	3.97

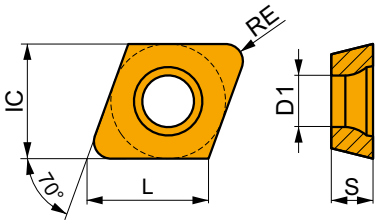

Vhodnosť a štartovacie hodnoty pre reznú rýchlosť (vc), posuv (f) a hĺbku rezu (ap). Ďalšie možnosti výpočtov rezných parametrov nájdete v našej aplikácii Machining Calculator.

Produkt		RE (mm)	P vc (m/min)	P f (mm/tooth)	P ap (mm)	M vc (m/min)	M f (mm/tooth)	M ap (mm)	K vc (m/min)	K f (mm/tooth)	K ap (mm)	N vc (m/min)	N f (mm/tooth)	N ap (mm)	S vc (m/min)	S f (mm/tooth)	S ap (mm)	H vc (m/min)	H f (mm/tooth)	H ap (mm)
EN geometria s neutrálnym uhlom čela pre frézovanie drážok.																				
XDHW 070210EN	M8310	1.0	310	0.10	1.0	–	–	–	290	0.10	1.0	–	–	–	–	–	–	60	0.15	1.0
	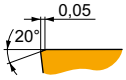																			
SN geometria s neutrálnym uhlom čela pre frézovanie drážok.																				
XDHW 070210SN	M8310	1.0	310	0.10	1.0	–	–	–	290	0.10	1.0	–	–	–	–	–	–	60	0.15	1.0
	M8325	1.0	230	0.10	1.0	–	–	–	–	–	–	–	–	–	–	–	–	–	–	–
XDHW 10T310SN	M8310	1.0	275	0.15	1.0	–	–	–	260	0.15	1.0	–	–	–	–	–	–	55	0.15	1.0
	M8325	1.0	210	0.15	1.0	–	–	–	–	–	–	–	–	–	–	–	–	–	–	–